

Peer Recovery Program

Tackling addiction together.



**Peer Recovery Program
Monthly Report
July 2019**

**Institute for
Prevention
and Recovery**

**RWJBarnabas
HEALTH**

In This Report

In July 2019, Recovery Specialists were deployed to patients’ bedsides 1,663 times, representing a 24% increase compared to June 2019. **This increase is due primarily to the implementation of automatic referrals for recovery support services** at eight RWJBarnabas Health hospitals. Referrals can be placed through a non-physician order or automatically based on certain criteria (e.g., positive screening questions, administration or prescription of naloxone or buprenorphine, and use of clinical withdrawal tools). Automatic referrals will be implemented at additional sites.

The July 2019 Monthly Report presents information on deployments, the population served, and program outcomes. The information included in this report is preliminary and subject to change.

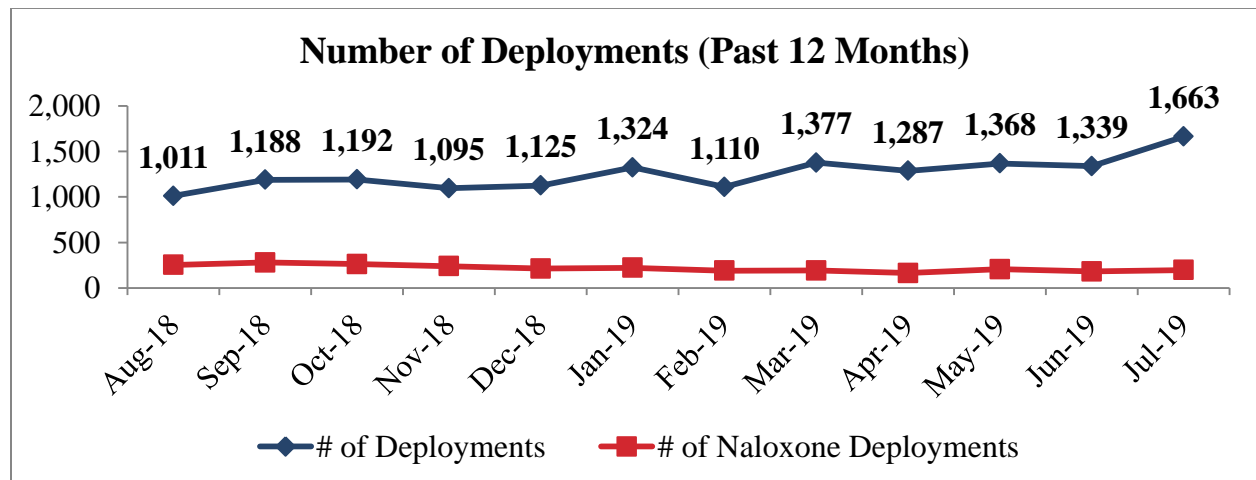
Program Background

The RWJBarnabas Health (RWJBH) Institute for Prevention and Recovery (IFPR) Peer Recovery Program (PRP) provides recovery support services for individuals with substance use disorder identified by the hospital. The PRP employs Recovery Specialists who are in long-term recovery from substance use disorder and provide bedside intervention and peer recovery support as well as clinically-trained Patient Navigators who link individuals to appropriate levels of care.

The PRP, formerly known as the Opioid Overdose Recovery Program (OORP), serves patients 24 hours a day, 7 days a week in 19 hospitals throughout Essex, Hudson, Middlesex, Monmouth, Ocean, Somerset, and Union counties. A list of participating hospitals is included in the Appendix. This list includes an Expansion Date for each hospital that denotes when the PRP expanded beyond serving only emergency department patients who received naloxone; the PRP now serves patients with substance use disorder in emergency departments of all participating hospitals and patients with substance use disorder in inpatient units of RWJBH hospitals.

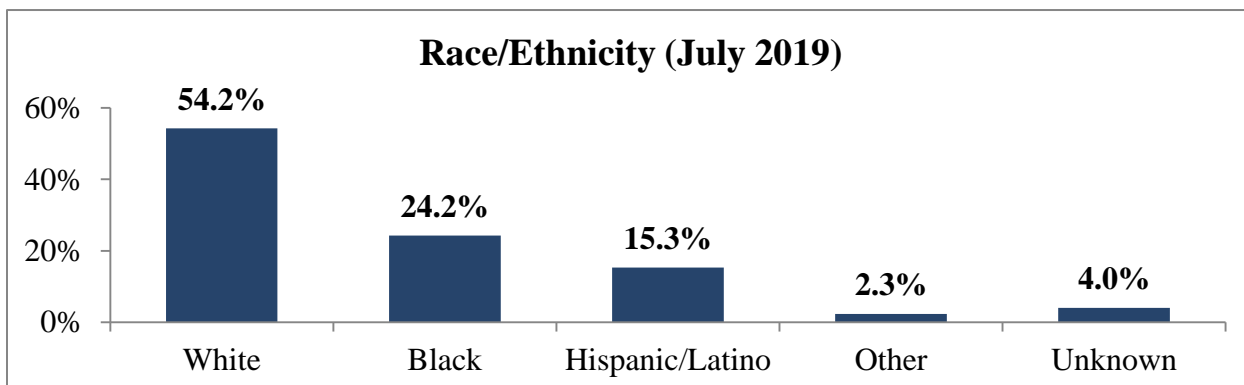
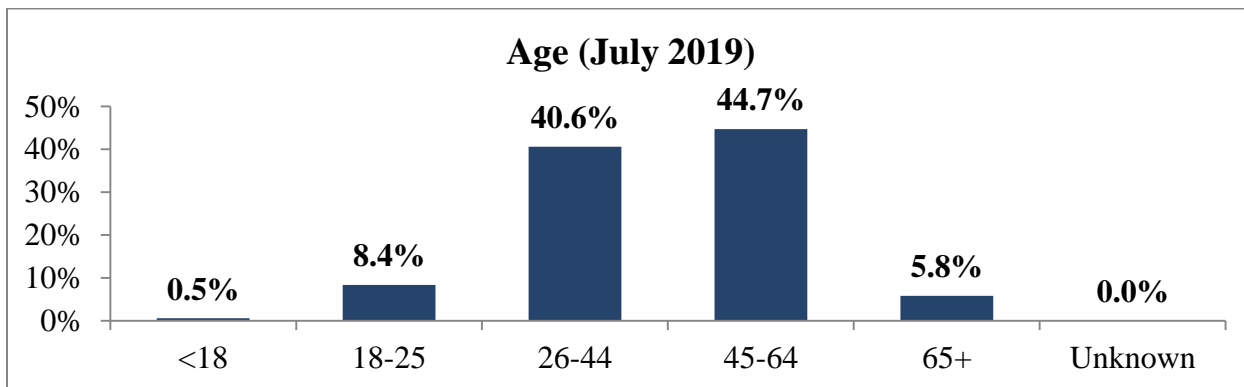
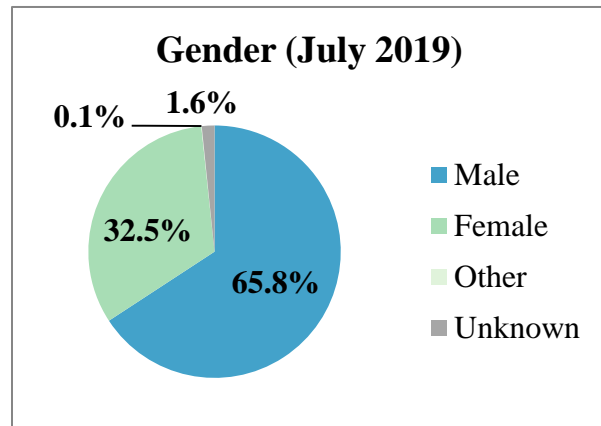
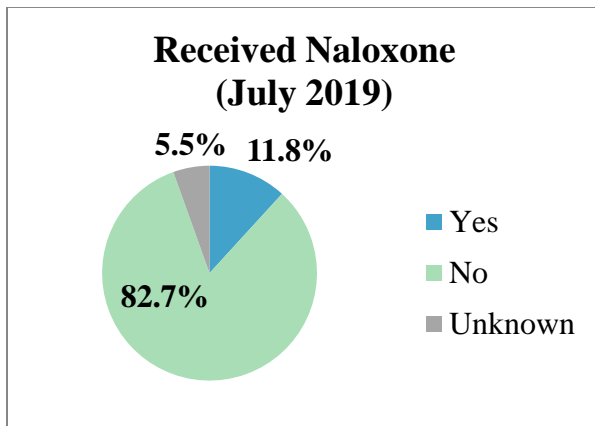
Deployment Summary

Recovery Specialists were deployed to patients’ bedside **1,663 times** in July 2019. There were on average 1,220 deployments per month in the preceding 11 months. There were 9,060 deployments in 2018, 1,898 deployments in 2017, and 720 deployments in 2016.

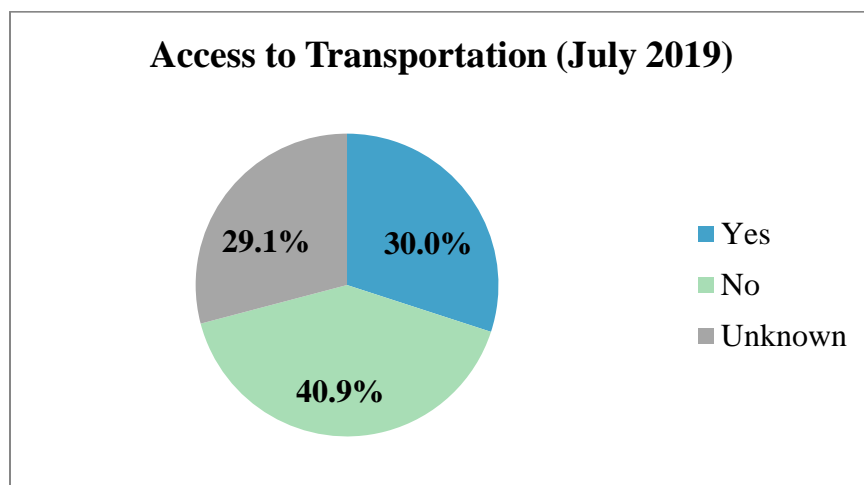
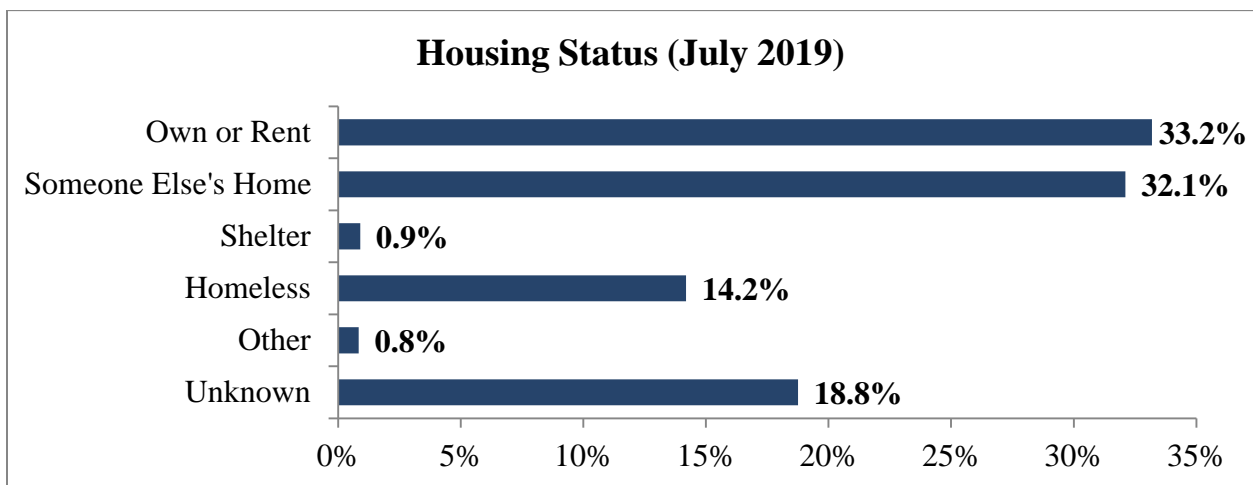
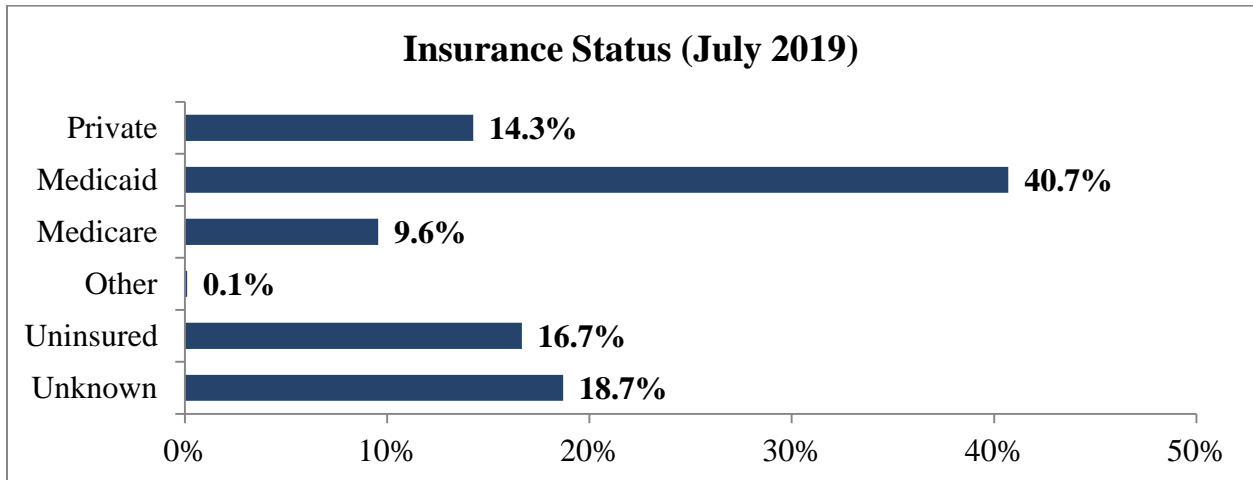


Population Served

Of the 1,663 patients subject to deployment, fewer than one in eight patients received at least one dose of naloxone prior to bedside intervention. Approximately two-thirds of the patient population was male. Most patients were between the ages of 26-44 (40.6%) and 45-64 (44.7%). The majority (54.2%) of patients were white, 24.2% were black, and 15.3% were Hispanic/Latino. Over half of all patients were covered by Medicaid or were uninsured, 14.2% were homeless, and 40.9% did not have access to transportation. Throughout this report, “Unknown” consists of responses of “do not know” or “refused” and missing data. Additional data is available in the Appendix.



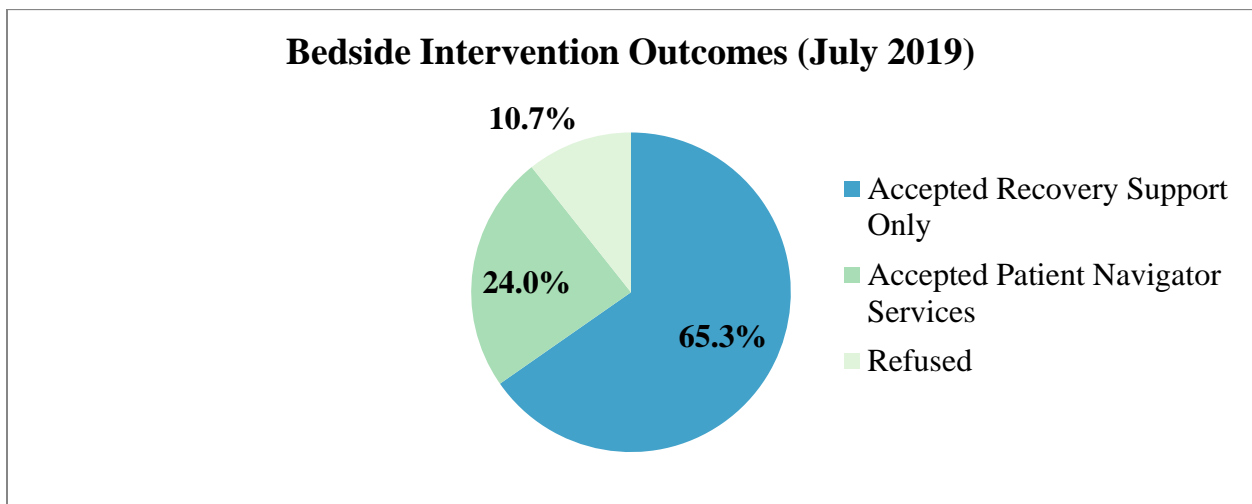
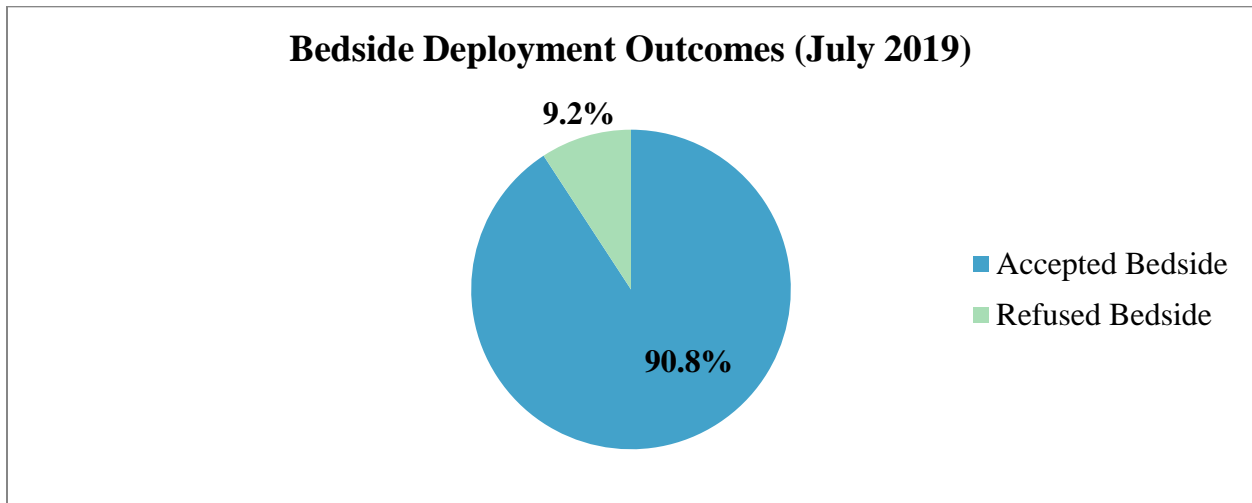
Population Served (continued)



Program Outcomes

To measure success, the Institute for Prevention and Recovery utilizes the Substance Abuse and Mental Health Services Administration’s (SAMHSA’s) working definition of recovery, which emphasizes the process of change through which individuals improve their health and wellness, live self-directed lives, and strive to reach their full potential.¹ Four major dimensions—health, home, purpose, and community—support recovery. The PRP assists in the process of recovery by providing recovery support services and clinical referrals.

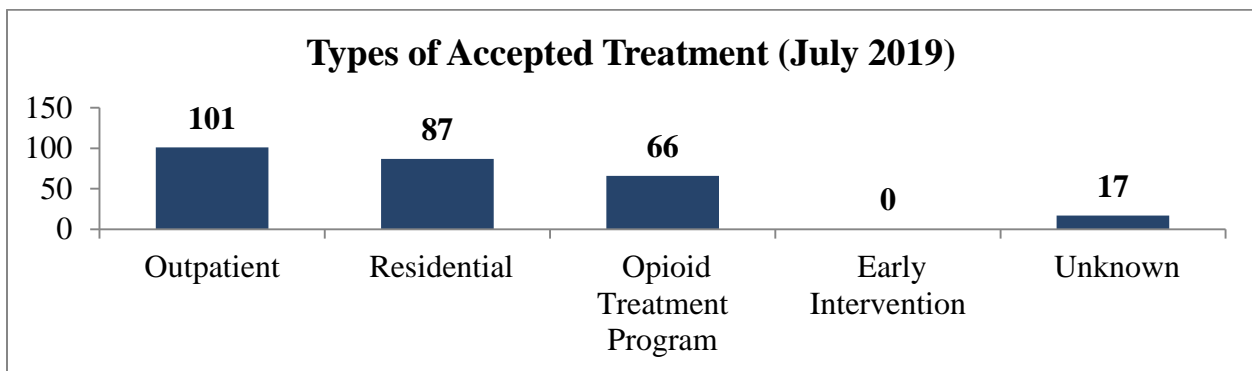
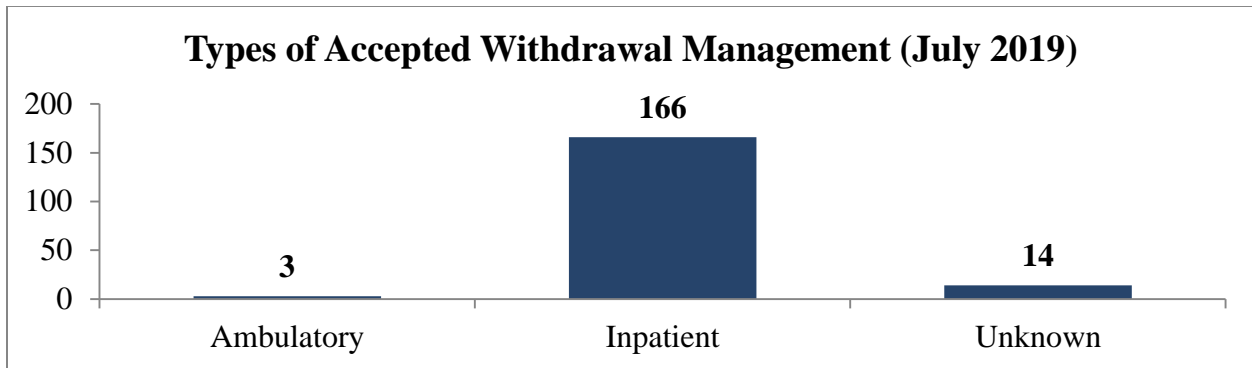
In July 2019, 35 patients were not available for services (i.e., patient left against medical advice, incoherent, incarcerated, deceased, etc.). **90.8%** of patients available for services accepted bedside deployment by a Recovery Specialist. **89.3%** of patients who accepted bedside deployment also accepted some form of recovery support services.



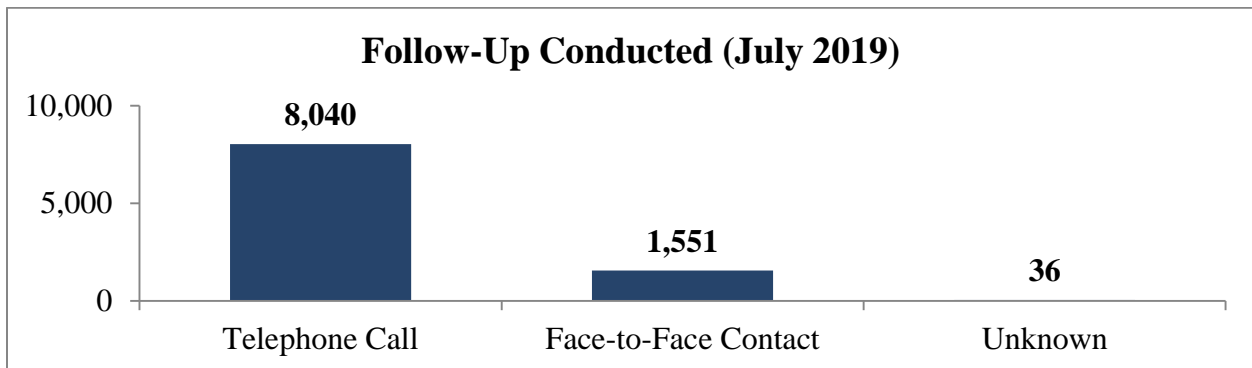
¹ <https://store.samhsa.gov/system/files/pep12-recdef.pdf>

Program Outcomes (continued)

In July 2019, patients accepted 183 referrals to withdrawal management and 271 referrals to treatment either at bedside or during follow-up. The types of accepted referrals are shown below and in the Appendix.



Recovery Specialists conduct follow-up with patients for eight weeks post-deployment. In July 2019, PRP staff conducted 9,627 instances of follow-up, including 1,551 face-to-face contacts. Patient Navigators were responsible for one-quarter of all instances of follow-up.



If you have any questions about this report, please contact Elliott Liebling, Manager of Research and Development, at Elliott.Liebling@rwjbh.org or 732-837-9402.

Appendix

PRP participating hospitals:

Essex County

1. Clara Maass Medical Center (CMMC),
Belleville
RWJBarnabas Health
Launch Date: 9/11/17
Expansion Date: 7/1/18
2. Newark Beth Israel Medical Center
(NBIMC), Newark
RWJBarnabas Health
Launch Date: 11/7/16
Expansion Date: 7/1/18
3. Saint Barnabas Medical Center (SBMC),
Livingston
RWJBarnabas Health
Launch Date: 9/11/17
Expansion Date: 5/1/18

Hudson County

4. Bayonne Emergency Center (BEC),
Bayonne
RWJBarnabas Health
Launch Date: 9/11/17
Expansion Date: 5/1/18
5. Jersey City Medical Center (JCMC), Jersey
City
RWJBarnabas Health
Launch Date: 4/3/17
Expansion Date: 5/1/18

Middlesex County

6. RWJUH New Brunswick (RWJUH NB),
New Brunswick
RWJBarnabas Health
Launch Date: 4/3/17
Expansion Date: 10/1/18

Monmouth County

7. Bayshore Medical Center (BMC), Holmdel
Hackensack Meridian Health
Launch Date: 7/1/17
Expansion Date: 10/1/18
8. CentraState Medical Center (CEN),
Freehold
CentraState Healthcare System
Launch Date: 11/7/16
Expansion Date: 10/1/18
9. Jersey Shore University Medical Center
(JSUMC), Neptune
Hackensack Meridian Health
Launch Date: 10/17/16
Expansion Date: 10/1/18

10. Monmouth Medical Center (MMC), Long
Branch
RWJBarnabas Health
Launch Date: 1/18/16
Expansion Date: 4/1/18

Ocean County

11. Barnabas Health Behavioral Health Center
(BHBHC), Toms River
RWJBarnabas Health
Launch Date: 4/10/18
Expansion Date: 4/1/18
12. Community Medical Center (CMC), Toms
River
RWJBarnabas Health
Launch Date: 1/18/16
Expansion Date: 5/1/18
13. Monmouth Medical Center Southern
Campus (MMCSC), Lakewood
RWJBarnabas Health
Launch Date: 3/14/16
Expansion Date: 7/1/18
14. Ocean Care Center (OCC), Point Pleasant
Hackensack Meridian Health
Launch Date: 6/28/18
Expansion Date: 10/1/18
15. Ocean Medical Center (OMC), Brick
Hackensack Meridian Health
Launch Date: 10/3/16
Expansion Date: 10/1/18
16. Southern Ocean Medical Center (SOMC),
Manahawkin
Hackensack Meridian Health
Launch Date: 6/20/18
Expansion Date: 10/1/18

Somerset County

17. RWJUH Somerset (RWJUH SOM),
Somerville
RWJBarnabas Health
Launch Date: 10/27/17
Expansion Date: 5/1/18

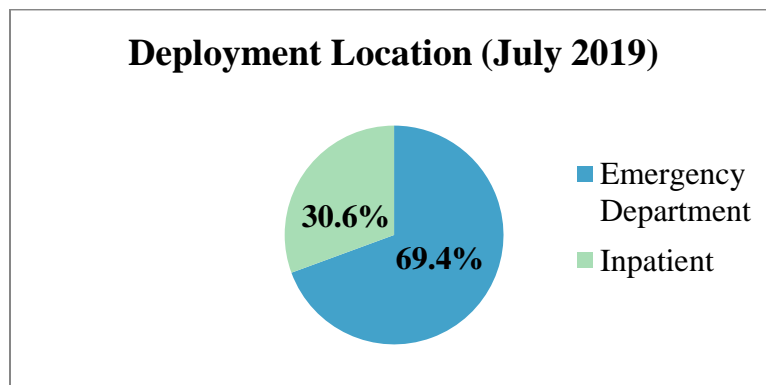
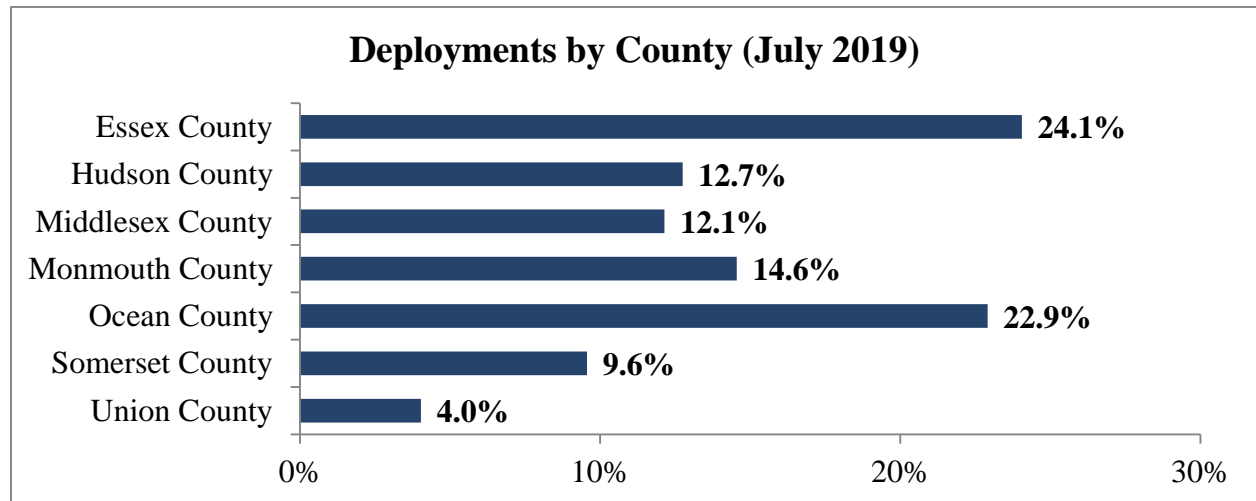
Union County

18. RWJUH Rahway (RWJUH RAH), Rahway
RWJBarnabas Health
Launch Date: 12/1/17
Expansion Date: 7/1/18
19. Trinitas Regional Medical Center (TRMC),
Elizabeth
Trinitas Regional Medical Center
Launch Date: 1/29/18
Expansion Date: 10/1/18

Deployments (Past 12 Months)

Month and Year	# of Total Deployments*	% of Total Deployments	# of Naloxone Deployments
August 2018	1,011	6.7%	253
September 2018	1,188	7.9%	280
October 2018	1,192	7.9%	262
November 2018	1,095	7.3%	239
December 2018	1,125	7.5%	212
January 2019	1,324	8.8%	222
February 2019	1,110	7.4%	189
March 2019	1,377	9.1%	192
April 2019	1,287	8.5%	163
May 2019	1,368	9.1%	206
June 2019	1,339	8.9%	180
July 2019	1,663	11.0%	196
TOTAL	15,079	100%	2,594

*# of Total Deployments includes naloxone and non-naloxone deployments.



Note: Bayonne Emergency Center and Ocean Care Center are satellite emergency departments and are consolidated in the Appendix with Jersey City Medical Center and Ocean Medical Center, respectively.

Deployments by Hospital and County (July 2019)

Location	#	%	% of County
Essex County	400	24.1%	-
Clara Maass Medical Center	156	9.4%	39.0%
Newark Beth Israel Medical Center	180	10.8%	45.0%
Saint Barnabas Medical Center	64	3.8%	16.0%
Hudson County	212	12.7%	-
Jersey City Medical Center	212	12.7%	100.0%
Middlesex County	202	12.1%	-
RWJUH New Brunswick	202	12.1%	100.0%
Monmouth County	242	14.6%	-
Bayshore Medical Center	10	0.6%	4.1%
CentraState Medical Center	37	2.2%	15.3%
Jersey Shore University Medical Center	72	4.3%	29.8%
Monmouth Medical Center	123	7.4%	50.8%
Ocean County	381	22.9%	-
Barnabas Health Behavioral Health Center	78	4.7%	20.5%
Community Medical Center	189	11.4%	49.6%
Monmouth Medical Center Southern Campus	70	4.2%	18.4%
Ocean Medical Center	22	1.3%	5.8%
Southern Ocean Medical Center	22	1.3%	5.8%
Somerset County	159	9.6%	-
RWJUH Somerset	159	9.6%	100.0%
Union County	67	4.0%	-
RWJUH Rahway	60	3.6%	89.6%
Trinitas Regional Medical Center	7	0.4%	10.4%
TOTAL	1,663	100%	-

Deployment Location (July 2019)

Location	#	%
Emergency Department	1,154	69.4%
Inpatient	509	30.6%
TOTAL	1,663	100%

Received Naloxone (July 2019)

Response	#	%
Yes	196	11.8%
No	1,376	82.7%
Unknown	91	5.5%
TOTAL	1,663	100%

Gender (July 2019)

Response	#	%
Male	1,094	65.8%
Female	541	32.5%
Other	1	0.1%
Unknown	27	1.6%
TOTAL	1,663	100%

Age (July 2019)

Response	#	%
<18	9	0.5%
18-25	139	8.4%
26-44	675	40.6%
45-64	744	44.7%
65+	96	5.8%
Unknown	0	0.0%
TOTAL	1,663	100%

Race/Ethnicity (July 2019)

Response	#	%
White	902	54.2%
Black	403	24.2%
Hispanic/Latino	254	15.3%
Other	38	2.3%
Unknown	66	4.0%
TOTAL	1,663	100%

Insurance Status (July 2019)

Response	#	%
Private	237	14.3%
Medicaid	677	40.7%
Medicare	159	9.6%
Other	2	0.1%
Uninsured	277	16.7%
Unknown	311	18.7%
TOTAL	1,663	100%

Housing Status (July 2019)

Response	#	%
Own or Rent	552	33.2%
Someone Else's Home	534	32.1%
Shelter	15	0.9%
Homeless	236	14.2%
Other	14	0.8%
Unknown	312	18.8%
TOTAL	1,663	100%

Access to Transportation (July 2019)

Response	#	%
Yes	499	30.0%
No	680	40.9%
Unknown	484	29.1%
TOTAL	1,663	100%

Bedside Deployment Outcomes (July 2019)

Outcome	#	% of Available
Accepted Bedside	1,478	90.8%
Refused Bedside	150	9.2%
Not Available for Services*	35	-
TOTAL AVAILABLE	1,628	100%

*Not Available for Services includes patients who could not openly accept or refuse services when a Recovery Specialist arrived for reasons like leaving against medical advice, being incoherent, and being unresponsive.

Bedside Intervention Outcomes of Those Who Accepted Bedside Deployment (July 2019)

Outcome	#	% of Available
Accepted Recovery Support Only	960	65.3%
Accepted Patient Navigator Services	353	24.0%
Refused	157	10.7%
Not Available for Intervention*	8	-
TOTAL AVAILABLE	1,470	100%

*Not Available for Intervention includes patients who could not openly accept or refuse services after accepting bedside intervention for reasons like leaving against medical advice, being incoherent, and being unresponsive.

Types of Accepted Withdrawal Management* (July 2019)

Outcome	#	%
Ambulatory	3	1.6%
Inpatient	166	90.7%
Unknown	14	7.7%
TOTAL	183	100%

*Types of Accepted Withdrawal Management includes referrals that occurred in July 2019 at bedside and during follow-up.

Types of Accepted Treatment* (July 2019)

Outcome	#	%
Outpatient	101	37.3%
Residential	87	32.1%
Opioid Treatment Program**	66	24.4%
Early Intervention	0	0.0%
Unknown	17	6.3%
TOTAL	271	100%

*Types of Accepted Treatment includes referrals that occurred in July 2019 at bedside and during follow-up.

**Opioid Treatment Programs provide medications for opioid use disorder including buprenorphine, methadone, and naltrexone.

Follow-Up Conducted (July 2019)

Mode	#	%
Telephone Call	8,040	83.5%
Face-to-Face Contact	1,551	16.1%
Unknown	36	0.4%
TOTAL	9,627	100%

Follow-Up Conducted (July 2019)

Staff	#	%
Recovery Specialist	7,158	74.4%
Patient Navigator	2,469	25.6%
TOTAL	9,627	100%